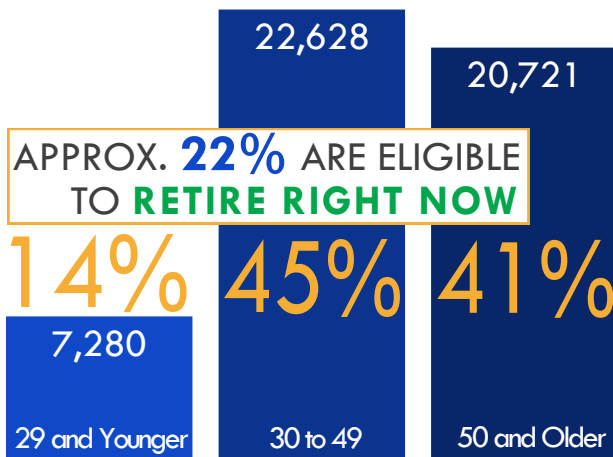
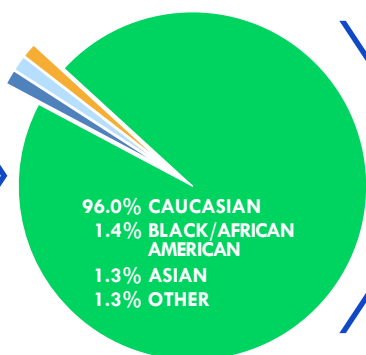
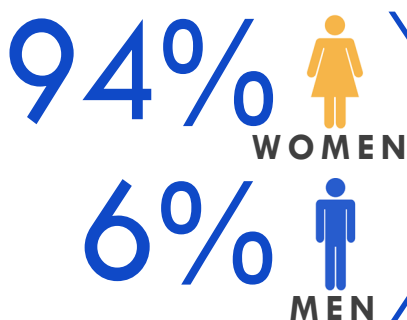


# NURSES IN IOWA

# 50,629

ACTIVE LICENSED REGISTERED NURSES

## DEMOGRAPHICS:



## WHERE DO WE WORK?

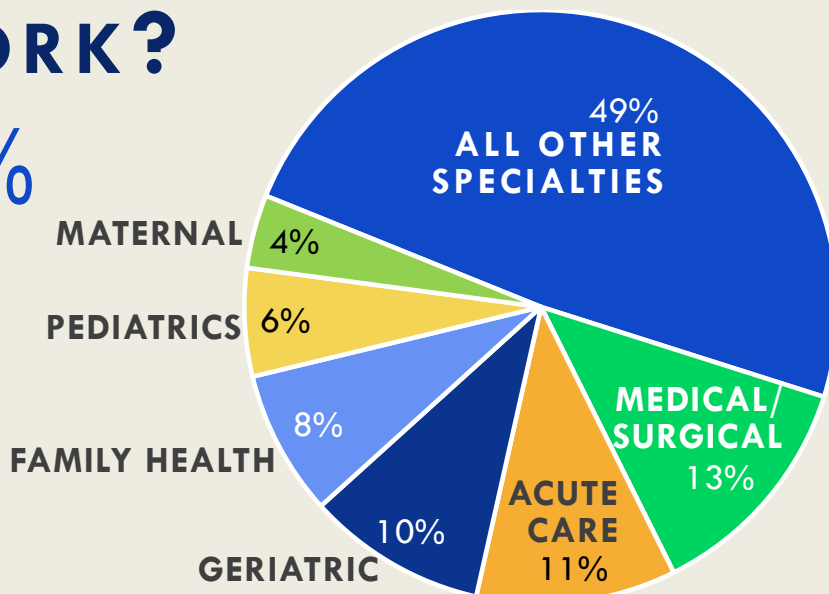
HOSPITALS  48%

OFFICE/CLINIC  19%



ALL OTHER SETTINGS  18%

LONG-TERM CARE  10%

HOME HEALTH  5%



## HOW MUCH DO WE EARN?

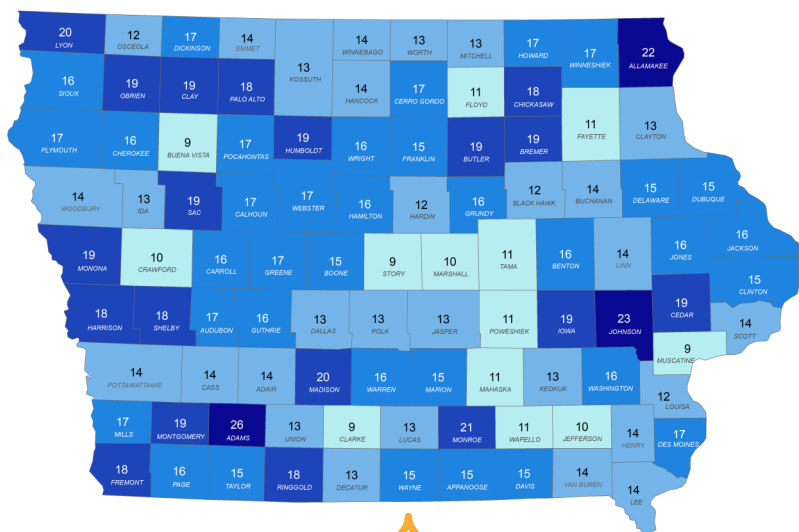


THE MEDIAN WAGE EARNED BY IOWA'S REGISTERED NURSES IS **19% LESS** THAN THE NATIONAL MEDIAN

## WHERE DO WE LIVE?

Source: Population data, U.S. Census Decennial 2020; Estimated RNs employed on a national level: 2020 Occupational Employment Survey, Bureau of Labor Statistics; Iowa's active RNs by county of residence: Iowa Board of Nursing, 7/1/2021

THIS MAP SHOWS THE NUMBER OF ACTIVE RNs LIVING IN EACH COUNTY PER 1,000 POPULATION



IOWA has a **HIGHER** CONCENTRATION of active RNs at **15** per 1,000 POPULATION COMPARED to **9** FOR THE **NATION**

Source: 2020 Occupational Employment and Wage Statistics, Bureau of Labor Statistics and 2021 Iowa Wage Report, Iowa Workforce Development  
Note: All percentages reported in this document are rounded to the nearest whole number.

Source: Unless otherwise noted data provided by the Iowa Board of Nursing, 7/1/2021

# REGISTERED NURSES

**55%** OF RNS IN **IOWA**



HAVE A BACCALAUREATE DEGREE OR HIGHER

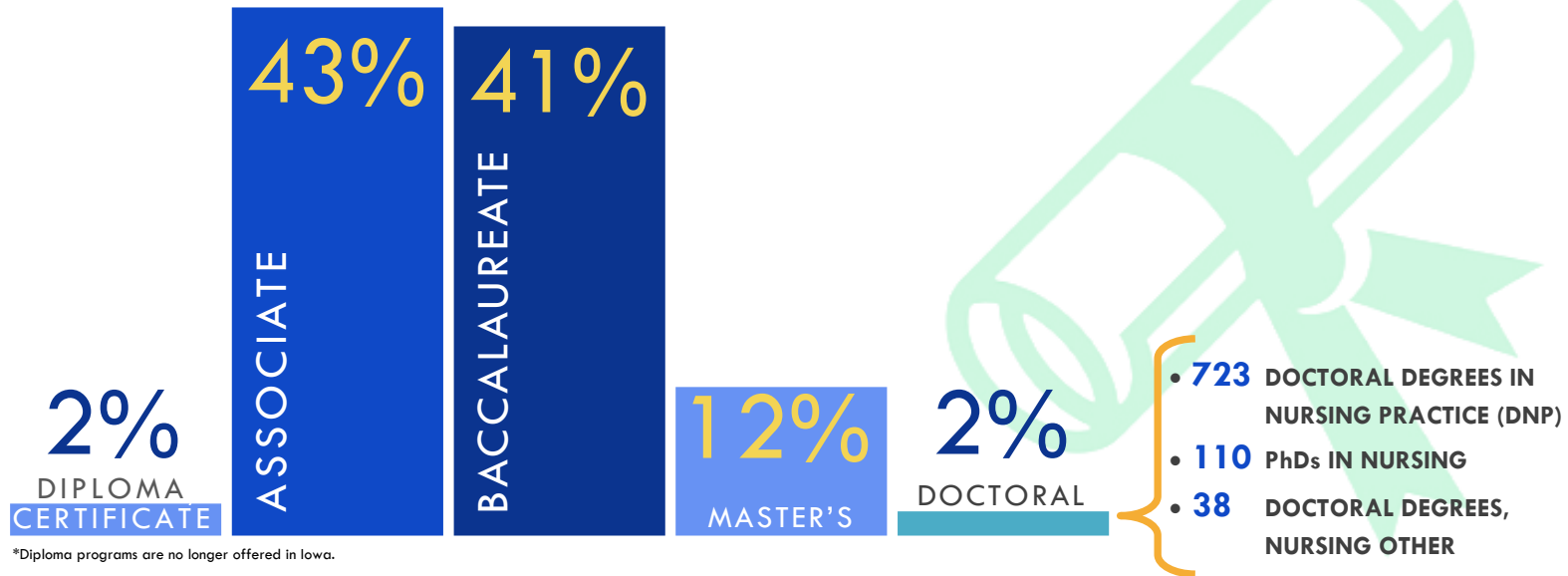
COMPARED TO:

**56% NATIONALLY**

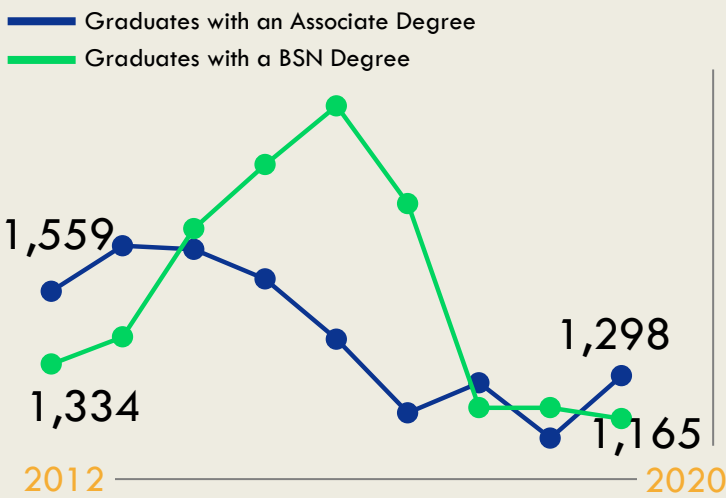


Source: 2020-2021 Enrollment and Graduations in Baccalaureate and Graduate Programs in Nursing. Washington, DC: American Association of Colleges of Nursing.

## HIGHEST DEGREE EARNED:



## PURSUIT OF THE BACHELOR OF SCIENCE IN NURSING:



The loss of one large online program which no longer reports in Iowa likely accounts for the significant drop from 2017 to 2018.

Source: Nursing Trends: Nurse Licensees and Nursing Education in Iowa, Academic Year 2020-2021

GRADS WITH AN **ASSOCIATE DEGREE DECLINED** EACH YEAR 2014-2017; however, grads increased 2017 to 2018 and 2019 to 2020

THE NUMBER OF **BSN DEGREES INCREASED** 2010-2016 BUT **DECREASED BY 44%** 2016 TO 2019 AND THEN BY **3%** 2019 TO 2020.

IN 2020, **47%** GRADUATED FROM A **BSN PROGRAM**

## EDUCATIONAL NEEDS:

Source: Statewide Laborshed survey data collected September 2020 - August 2021. Note: the following data is based upon 309 surveys collected from registered nurses between the ages of 18 & 64. Among this sample: 80.9% reported they were employed, 7.4% unemployed, 2.9% homemaker, and 8.7% retired.

### AMONG RNS IN THE STATE:

**9%** ARE CURRENTLY RECEIVING EDUCATION OR TRAINING

**30%** BELIEVE **ADDITIONAL TRAINING OR EDUCATION IS NEEDED** TO BE **PROMOTED/INCREASE EARNINGS** OR RE-ENTER THE WORKFORCE

Note: All percentages reported in this document are rounded to the nearest whole number.

**27%** STATED THEY ARE **LIKELY TO PURSUE EDUCATION OR TRAINING** IN THE NEXT YEAR

MAIN REASONS REPORTED WHICH ARE PREVENTING THEM FROM SEEKING EDUCATION OR TRAINING OPPORTUNITIES:

- 40% AGE
- 27% FINANCIAL ISSUES
- 25% FAMILY ISSUES
- 15% HEALTH/DISABILITY ISSUES
- 11% CHILDCARE

A publication of:



Iowa Center for Nursing Workforce  
Iowa Board of Nursing  
Phone: 515.281.3255  
[nursing.iowa.gov](http://nursing.iowa.gov)